



HyperBlocker: Accelerating Rule-based Blocking in Entity Resolution using GPUs

Xiaoke Zhu
Beihang University, China
Shenzhen Institute of
Computing Sciences, China
zhuxk@buaa.edu.cn

Min Xie*
Shenzhen Institute of
Computing Sciences, China
xiemin@sics.ac.cn

Ting Deng
Beihang University, China
dengting@act.buaa.edu.cn

Qi Zhang
Meta Platforms, USA
qizhang@meta.com

ABSTRACT

This paper studies rule-based blocking in Entity Resolution (ER). We propose HyperBlocker, a GPU-accelerated system for blocking in ER. As opposed to previous blocking algorithms and parallel blocking solvers, HyperBlocker employs a pipelined architecture to overlap data transfer and GPU operations. It generates a data-aware and rule-aware execution plan on CPUs, for specifying how rules are evaluated, and develops a number of hardware-aware optimizations to achieve massive parallelism on GPUs.

Using real-life datasets, we show that HyperBlocker is at least 6.8× and 9.1× faster than prior CPU-powered distributed systems and GPU-based ER solvers, respectively. Better still, by combining HyperBlocker with the state-of-the-art ER matcher, we can speed up the overall ER process by at least 30% with comparable accuracy.

PVLDB Reference Format:

Xiaoke Zhu, Min Xie, Ting Deng, Qi Zhang. HyperBlocker: Accelerating Rule-based Blocking in Entity Resolution using GPUs. PVLDB, 18(2): 308-321, 2024.
doi:10.14778/3705829.3705847

PVLDB Artifact Availability:

The source code, data, and/or other artifacts have been made available at <https://github.com/SICS-Fundamental-Research-Center/HyperBlocker>.

1 INTRODUCTION

Entity resolution (ER), also known as record linkage, data deduplication, merge/purge and record matching, is to identify tuples that refer to the same real-world entity. It is a routine operation in many data cleaning and integration tasks, such as detecting duplicate commodities [34] and finding duplicate customers [22].

Recently, with the rising popularity of deep learning (DL) models, research efforts have been made to apply DL techniques to ER. Although these DL-based approaches have shown impressive accuracy, they also come with high training/inference costs, due to the large number of parameters. Despite the effort to reduce parameters, the growth in the size of DL models is still an inevitable trend, leading to the increasing time for making matching decisions.

In the worst case, ER solutions have to spend quadratic time ex-

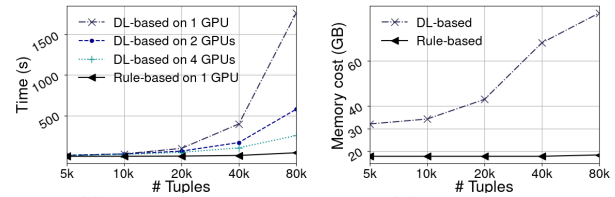


Figure 1: DL-based blocking vs. rule-based blocking

aming all pairs of tuples. As reported by Thomson Reuters, an ER project can take 3-6 months, mainly due to the scale of data [20]. To accelerate, most ER solutions divide ER into two phases: (a) a blocking phase, where a blocker discards unqualified pairs that are guaranteed to refer to distinct entities, and (b) a matching phase, where a matcher compares the remaining pairs to finally decide whether they are *matched*, *i.e.*, refer to the same entity. The blocking phase is particularly useful when dealing with large data and “is the crucial part of ER with respect to time efficiency and scalability” [65].

To cope with the volume of big data, considerable research has been conducted on blocking techniques. As surveyed in [50, 65], we can divide blocking methods into *rule-based* [20, 35, 39, 44, 64] or *DL-based* [24, 40, 77, 79], both have their strengths and limitations.

DL-based blocking methods typically utilize pre-trained DL models to generate embeddings for tuples and discard tuple pairs with low similarity scores. While DL-based blocking can enhance ER by parallelizing computation and leveraging GPU acceleration [42], it often comes with long runtime and high memory costs. To justify this, we conducted a detailed analysis on DeepBlocker [77], the state-of-the-art (SOTA) DL-based blocker in Figure 1. We picked a rule-based blocker (a prototype of our method) with comparable accuracy with DeepBlocker and compared their runtime and memory. The evaluation was conducted on a machine equipped with V100 GPUs using the Songs dataset [59], varying the number of tuples. When running on one GPU, the runtime of DeepBlocker increases substantially when the number of tuples exceeds 40k. Worse still, it consumes excessive memory due to the large embeddings and intermediate results during similarity computation. Although the runtime of DeepBlocker can be reduced by using more GPUs, the issue remains, *e.g.*, even with four GPUs in Figure 1(a), DeepBlocker is still slower than the rule-based blocker that runs on one GPU.

In contrast, rule-based blocking methods demonstrate potential for achieving scalability by leveraging multiple *blocking rules*. Each rule employs various comparisons with logical operators such as AND, OR, and NOT to discard unqualified tuple pairs. For instance, a blocking rule for books may state “If titles match and the number of pages match, then the two books match” [46]. We refer to the comparisons in this rule as *equality comparisons*, as they require

*Corresponding author

This work is licensed under the Creative Commons BY-NC-ND 4.0 International License. Visit <https://creativecommons.org/licenses/by-nc-nd/4.0/> to view a copy of this license. For any use beyond those covered by this license, obtain permission by emailing info@vldb.org. Copyright is held by the owner/author(s). Publication rights licensed to the VLDB Endowment.
Proceedings of the VLDB Endowment, Vol. 18, No. 2 ISSN 2150-8097.
doi:10.14778/3705829.3705847

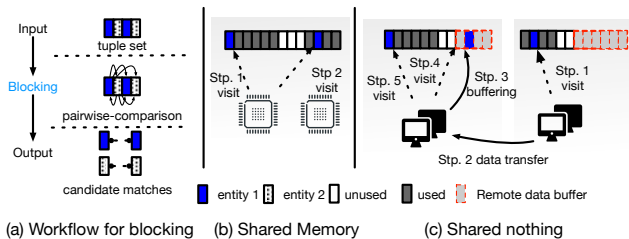


Figure 2: Shared memory vs shared nothing architectures

exact equality. Another example, referred to as *similarity comparisons*, is presented in [64], which adopts the Jaccard similarity to determine whether a pair of tuples requires further matching. Rule-based approaches complement DL-based approaches by providing flexibility, explainability, and scalability in the blocking process [19]. Moreover, by incorporating domain knowledge into blocking rules, these approaches can readily adapt to different domains.

Example 1: As a critical step for data consistency, an e-commerce company (e.g., Amazon [5]) conducts ER for products, to enhance operations for e.g., product listings and inventory management.

To identify duplicate products, the blocking rule φ_1 may fit.

φ_1 : Two products are potentially matched if (a) they have same color and price, (b) they are sold at same store, (c) their names are similar.

Here φ_1 is a conjunction of attribute-wise comparisons, where both equality (parts (a) and (b)) and similarity comparisons (part (c)) are involved. In Section 2, we will formally define φ_1 . \square

Rule-based blocking in ER has attracted a lot of attention (surveyed in [50, 65]). However, most existing rule-based blockers are designed for CPU-based (shared nothing) architectures, leading to unsatisfactory performance. Typically, a blocker conducts pairwise comparisons on all pairs of tuples to obtain candidate matches (Figure 2(a)). In a shared-nothing architecture, data is partitioned and spread across a set of processing units. Each unit independently blocks data using its local memory, which may lead to skewed partitions/computations and rising communication costs, e.g., in Figure 2(c), the first unit is assigned more tuples than the second one and worse still, two tuples that both refer to entity 1 are distributed to different partitions. To avoid missing this match, the second unit has to visit its local memory (Stp. 1) and transfer its data to the first unit (Stp. 2). Then the first unit buffers the data (Stp. 3) and finally, conducts comparison locally (Stp. 4 & 5). The shared memory architecture (Figure 2(b)) is the opposite: all data is accessible from all processing units, allowing for efficient data sharing, collaboration between processing units and dynamic workload scheduling, e.g., the two tuples referred to entity 1 can be directly accessed by both units in Figure 2(b) (Stp. 1 & 2). GPUs are typically based on shared memory architectures, offering promising opportunities to achieve blocking parallelism. However, unlike DL-based approaches, few rule-based methods support the massive parallelism offered by GPUs, despite their greater potential in parallel scalability (see Figure 1).

To make practical use of rule-based blocking, several questions have to be answered. Can we parallelize it under a share memory architecture, utilizing massive parallelism of a GPU? Can we explore characteristics of GPUs and CPUs, to effectively collaborate them?

HyperBlocker. To answer these, we develop HyperBlocker, a GPU-accelerated system for rule-based blocking in Entity Resolution. As

proof of concept, we adopt matching dependencies (MDs) [27] for rule-based blocking. As a class of rules developed for record matching, MDs are defined as a conjunction of (similarity) predicates and support both equality and similarity comparisons. Compared with prior works, HyperBlocker has the following unique features.

(1) *A pipelined architecture.* HyperBlocker adopts an architecture that pipelines the memory access from/to CPUs for data transfer, and operations on GPUs for rule-based blocking. In this way, the data transfer and the computation on GPUs can be overlapped.

(2) *Execution plan on CPUs.* To effectively filter unqualified pairs, blocking must be optimized for the underlying data (resp. blocking rules) for both equality and similarity comparisons; in this case, we say that the blocking is *data-aware* (resp. *rule-aware*). To our knowledge, prior methods either fail to consider data/rule-awareness or cannot handle arbitrary comparisons well. HyperBlocker designs an execution plan generator to warrant efficient rule-based blocking.

(3) *Hardware-aware parallelism on GPUs.* Due to different characteristics of CPUs and GPUs, a naive approach that applies existing CPU-based blocking on GPUs makes substantial processing capacity untapped. We develop a variety of GPU-based parallelism strategies, designated for rule-based blocking, by exploiting the hardware characteristics of GPUs, to achieve massive parallelism.

(4) *Multi-GPUs collaboration.* It is already hard to offload tasks on CPUs. This problem is even exacerbated under multi-GPUs, due to the complexities of task decomposition, (inter-GPU) resource management, and workload balancing. HyperBlocker provides effective partitioning and scheduling strategies to scale with multiple GPUs.

Contribution & organization. After reviewing background in Section 2, we present HyperBlocker as follows: (1) its unique architecture and system overview (Section 3); (2) the rule/data-aware execution plan generator (Section 4); (3) the hardware-aware parallelism and the task scheduling strategy across GPUs (Section 5); and (4) an experimental study (Section 6). Section 7 presents related work.

Using real-life datasets, we find the following: (a) HyperBlocker speedups prior distributed blocking systems and GPU baselines by at least $6.8\times$ and $9.1\times$, respectively. (b) Combining HyperBlocker with the SOTA ER matcher saves at least 30% time with comparable accuracy. (c) HyperBlocker is scalable, e.g., it can process 36M tuples in 1604s. (d) While promising, DL-based blocking methods are not always the best. By carefully optimizing rule-based blocking on GPUs, we share valuable lessons/insights about when rule-based approaches can beat the DL-based ones and vice versa.

2 PRELIMINARIES

We first review the notations for ER, blocking, and the GPU.

Relations. Consider a schema $R = (\text{eid}, A_1, \dots, A_n)$, where A_i is an attribute ($i \in [1, n]$), and eid is an entity id, such that each tuple of R represents an entity. A relation D of R is a set of tuples of schema R .

Entity resolution (ER). Given a relation D , ER is to identify all tuple pairs in D that refer to the same real-life entity. It returns a set of tuple pairs (t_1, t_2) of D that are identified as *matches*. If t_1 does not match t_2 , (t_1, t_2) is referred to as a *mismatch*.

Most existing methods typically conduct ER in three steps:

Table 1: A relation D of schema Products, where the dash (“-”) denotes a missing value.

eid	pno	pname	price	sname	description	color	address
e1	t1	Apple Mac Air	\$909	Comp. World	Apple MacBook Air (13-inch, 8GB RAM, 256GB SSD)	Gray	9 Barton Grove, McCulloughmouth
e2	t2	ThinkPad	-	Smith’s Tech	ThinkPad E15, 15.6-inch full HD IPS display, Intel Core i5-1235U processor, (16GB) RAM 512GB PCIe SSD)	Gray	Seg Plaza, Hua qiang North Road
e2	t3	ThinkPad	\$849	Smith’s Tech	Lenovo E15 Business ThinkPad, 15.6-inch full HD IPS display, 12 generation Intel Core i5, 16GB RAM, 512GB SSD	Gray	Seg Plaza, Hua qiang North Road
e1	t4	MacBook Air	\$909	Comp. World	Apple 2022 MacBook Air M2 chip 13-inch, 8 GB RAM, 256 GB SSD storage gray	Gray	-
e1	t5	MacBook Air	\$909	Comp. World	-	Gray	Barton Grove, McCulloughmouth

(1) *Data partitioning.* The tuples in relation D are divided into multiple data partitions, namely P_1, P_2, \dots, P_m , so that tuples of similar entities tend to be put into the same data partition.

(2) *Blocking.* Each tuple pair (t_1, t_2) from a partition P is a potential match that requires further verification. To reduce cost, a blocking method $\mathcal{A}_{\text{block}}$ (i.e., blocker) is often adopted to filter out those pairs that are definitely mismatches *efficiently*, instead of directly verifying every tuple pair. Denote the set of remaining pairs obtained from P by $\text{Ca}(P) = \{(t_1, t_2) \in P \times P \mid (t_1, t_2) \text{ is not filtered by } \mathcal{A}_{\text{block}}\}$.

(3) *Matching.* For each pair in $\text{Ca}(P)$, an accurate (but expensive) matcher is applied, to make final decisions of matches/mismatches.

Our scope: blocking. Note that in some works, both steps (1) and (2) are called blocking. To avoid ambiguity, we follow [77] and distinguish partitioning from blocking. We mainly focus on *blocking*, i.e.,

- *Input:* A relation D of the tuples of schema R , where the tuples in D are divided into m partitions P_1, \dots, P_m .
- *Output:* The set $\text{Ca}(P_i)$ of candidate tuple pairs on each P_i .

Although our work can be applied on data partitions generated by *any* existing method, we optimize over multiple data partitions, by exploiting designated GPU acceleration techniques (Section 5.3).

While blocking focuses more on efficiency and matching focuses more on accuracy, they can be used without each other, e.g., one can directly employ rules [27] for ER or apply an ER matcher [51] on the Cartesian product of the entire partition. When blocking is used alone on a given partition P , all tuple pairs in $\text{Ca}(P)$ are identified as matches. In Section 6, we will test HyperBlocker with or without a matcher, to elaborate the trade-off between efficiency and accuracy.

Rule-based blocking. We study rule-based blocking in this paper, due to its efficiency and explainability remarked earlier. We review a class of matching dependencies (MDs), originally proposed in [27].

Predicates. Predicates over schema R are defined as follows:

$$p ::= t.A = c \mid t.A = s.B \mid t.A \approx s.B$$

where t and s are tuple variables denoting tuples of R , A and B are attributes of R and c is a constant; $t.A = s.B$ and $t.A = c$ compare the equality on *compatible* values, e.g., $t.\text{eid} = s.\text{eid}$ says that (t, s) is a potential match; $t.A \approx s.B$ compares the *similarity* of $t.A$ and $s.B$. Here any similarity measure, symmetric or asymmetric, can be used as \approx , e.g., edit distance or KL divergence, such that $t.A \approx s.B$ is true if $t.A$ and $s.B$ are “similar” enough w.r.t. a threshold. Sophisticated similarity measures like ML models can also be used as in [18, 28].

Rules. A (bi-variable) *matching dependency* (MD) over R is:

$$\varphi = X \rightarrow l,$$

where X is a conjunction of predicates over R with two tuple variables t and s , and l is $t.\text{eid} = s.\text{eid}$. We refer to X as the *precondition* of φ , and l as the *consequence* of φ , respectively.

Example 2: Consider a (simplified) e-commerce database with self-

explained schema Products (eid, pno, pname, price, sname (store name), description, color, address (store address)). Below are some examples MDs, where the rule in Example 1 is written as φ_1 .

(1) $\varphi_1 : t.\text{color} = s.\text{color} \wedge t.\text{price} = s.\text{price} \wedge t.\text{sname} = s.\text{sname} \wedge t.\text{pname} \approx_{\text{ED}} s.\text{pname} \rightarrow t.\text{eid} = s.\text{eid}$, where \approx_{ED} measures the edit distance. As stated before, φ_1 identifies two products, by their colors, prices, product names and the stores sold.

(2) $\varphi_2 : t.\text{sname} = s.\text{sname} \wedge t.\text{description} \approx_{\text{JD}} s.\text{description} \rightarrow t.\text{eid} = s.\text{eid}$, where \approx_{JD} measures the Jaccard distance. The MD says that if two products are sold in the store and have a similar description, then they are identified as a potential match.

(3) $\varphi_3 : t.\text{address} \approx_{\text{ED}} s.\text{address} \wedge t.\text{description} \approx_{\text{JD}} s.\text{description} \rightarrow t.\text{eid} = s.\text{eid}$. It gives another condition for identifying two products, i.e., the two products with similar descriptions sold from stores with similar addresses are potentially matched. \square

Semantics. A *valuation* of tuple variables of an MD φ in D , or simply a *valuation* of φ , is a mapping h that instantiates the two variables t and s with tuples in D . A valuation h *satisfies* a predicate p over R , written as $h \models p$, if the following is satisfied: (1) if p is $t.A = c$ or $t.A = s.B$, then it is interpreted as in tuple relational calculus following the standard semantics of first-order logic [15]; and (2) if p is $t.A \approx s.B$, then $h(t).A \approx h(s).B$ returns true. Given a conjunction X of predicates, we say $h \models X$ if for all predicates p in X , $h \models p$.

Blocking. Rule-based blocking employs a set Δ of MDs. Given a partition P , a pair $(t_1, t_2) \in P \times P$ is in $\text{Ca}(P)$ iff there exists an MD φ in Δ such that the valuation $h(t_1, t_2)$ of φ that instantiates variables t and s with tuples t_1 and t_2 satisfies the precondition of φ ; we call such φ as a *witness* at (t_1, t_2) , since it indicates that (t_1, t_2) is a potential match. Otherwise, (t_1, t_2) will be filtered. Since a precondition is a conjunction of predicates, rule-based blocking is in *Disjunctive normal form* (DNF), i.e., it is to evaluate a disjunction of conjunctions.

Example 3: Continuing with Example 2, consider D in Table 1 and $h(t_1, t_4)$ that instantiates variables t and s with tuples t_1 and t_4 in D . Since $h(t_1, t_4)$ satisfies the precondition of φ_1 , φ_1 is a witness at (t_1, t_4) . Similarly, one can verify that φ_1 is not a witness at (t_2, t_3) . \square

Discovery of MDs. MDs can be considered as a special case of entity enhancing rules (REEs) [28, 29]. We can readily apply the discovery algorithms for REEs, e.g., [28, 29], to discover MDs (details omitted).

GPU hardware. As general processors for high-performance computation, GPUs offer the following benefits compared with CPUs.

First, GPUs provide massive parallelism by programming with CUDA (Compute Unified Device Architecture) [54]. A GPU has multiple SMs (Streaming Multiprocessors), where each SM accommodates multiple processing units. e.g., V100 has 80 SMs, each with 64 CUDA cores. SMs handle the parallel execution of CUDA cores. In CUDA programming, CUDA cores are conceptually organized into

TBs (Thread Blocks) and physically grouped into thread warps, each comprising subgroups of 32 threads. This hierarchical organization allows thousands of threads running simultaneously on GPUs.

Second, GPUs utilize the DMA (Direct Memory Access) technology, which enables direct data transfer between GPU memory and system memory. This not only reduces CPU overhead but also allows the GPU to handle multiple data streams simultaneously. However, the number of PCIe lanes determines the maximum number of streams that can transfer data simultaneously (e.g., 16 PCIe lanes for V100). When multiple partitions perform data transfers over a PCIe lane, only one can utilize the lane at a time.

Third, GPUs adopt *SIMT* (Single Instruction, Multiple Threads) execution, where each SIMT lane is an individual unit that is responsible for executing a thread under a single instruction. *Thread divergence* can adversely affect the performance and it typically occurs in conditional statements (e.g., *if-else*), where some lanes take one execution path while the others take a different path. However, GPUs must execute different execution paths sequentially, rather than in parallel, resulting in underutilization of GPU resources.

3 HYPERBLOCKER: SYSTEM OVERVIEW

In this section, we present the overview of HyperBlocker, a GPU-accelerated system for rule-based blocking that optimizes the efficiency by considering rules, underlying data, and hardware simultaneously. In the literature, GPUs and CPUs are usually referred to as devices and hosts, respectively. We also follow this terminology.

Challenges. Existing parallel blocking methods typically rely on multiple CPU-powered machines under the shared nothing architecture, to achieve data partition-based parallelism. They reduce the runtime by using more machines, which, however, is not always feasible due to, e.g., the increasing communication cost (see Section 1).

In light of these, HyperBlocker focuses on parallel blocking under a shared memory architecture; this introduces new challenges.

(1) *Execution plan for efficient blocking.* The efficiency of blocking depends heavily on how much/fast we can filter mismatches. Therefore, a good execution plan that specifies how rules are evaluated is crucial. However, most existing blocking optimizers fail to consider the properties of rules/data for blocking and even the optimizers of popular DBMS (e.g., PostgreSQL [11]) may not work well when handling similarity comparisons and evaluating queries in DNF (see Section 4). This motivates us to design a different plan generator.

(2) *Hardware-aware parallelism.* When GPUs are involved, those CPU-based techniques adopted in existing solvers no longer suffice, since GPUs have radically different characteristics (Section 2). Novel GPU-based parallelism for blocking is required to improve GPU utilization, e.g., by reducing thread wait stalls and thread divergence.

(3) *Multi-GPUs collaboration.* Existing parallel blocking solvers focus on minimizing the communication cost across all workers [20, 22]. However, this objective no longer applies in multi-GPUs scenarios, where unique challenges such as task decomposition, (inter-GPU) resource management and task scheduling arise.

Novelty. The ultimate goal of HyperBlocker is to generate the set $\text{Ca}(P)$ of potential matches on each data partition P . To achieve this, we implement three novel components as follows:

(1) *Execution plan generator (EPG)* (Section 4). We develop a gener-

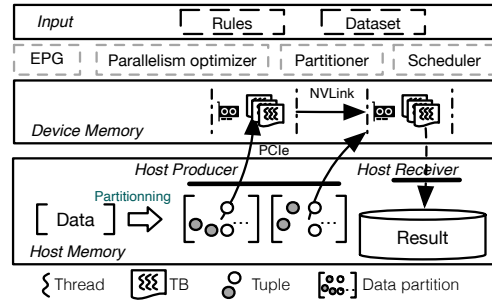


Figure 3: The pipelined architecture of HyperBlocker

ator to generate data-aware and rule-aware execution plans, which support arbitrary comparisons and work well with DNF evaluation. Here we say an execution plan is data-aware, since it considers the distribution of data to decide which predicates are evaluated first; similarly, it is rule-aware, since it is optimized for underlying rules.

(2) *Parallelism optimizer* (Section 5). We implement a specialized optimizer that exploits the hierarchical structure of GPUs, to optimize the power of GPUs by utilizing thread blocks (TBs) and warps. With this optimizer, blocking can be effectively parallelized on GPUs.

(3) *Resource scheduler* (Section 5). To achieve optimal performance over multiple GPUs, a partitioning strategy and a resource scheduler are developed to manage the resources, and balance the workload across multiple GPUs, minimizing idle time and resource waste.

Architecture. The architecture of HyperBlocker is shown in Figure 3. Taken a relation D of tuples and a set Δ of MDs discovered offline as input, HyperBlocker divides the tuples in D into m disjoint partitions and asynchronously processes partitions in a pipelined manner, so that the execution at devices and the data transfer can be overlapped, mitigating the excessive data transfer costs.

Workflow. More specifically, HyperBlocker works in five steps:

(1) *Data partitioning.* HyperBlocker divides the tuples in D into m partitions, to allow parallel processing asynchronously.

(2) *Execution plan generation.* Given the set Δ of MDs discovered offline, an execution plan that specifies in what order the rules (and the predicates in rules) should be evaluated is generated at the host.

(3) *Host scheduling.* The blocking on each partition forms a computational task and the host dynamically assigns tasks to the queue(s) of available devices without interrupting their ongoing execution, minimizing the idle time of devices and improving resource utilization.

(4) *Device execution.* When a device receives the task assigned, it conducts the rule-based blocking on the corresponding data partition, following the execution plan generated in Step (2).

(5) *Result retrieval.* Once a task is completed on a device, the host will pull/collect the result (i.e., $\text{Ca}(P)$) from the device.

To facilitate processing, HyperBlocker has two additional components: HostProducer and HostReceiver, where the former manages Steps (1), (2), and (3) and the latter handles Step (5). Steps (3) (4) (5) in HyperBlocker work asynchronously in a pipeline manner.

4 EPG: EXECUTION PLAN GENERATOR

Given the set Δ of MDs and a partition P of D , a naive approach to compute $\text{Ca}(P)$ is to evaluate each MD in Δ for all pairs in P . That

is, to decide whether (t_1, t_2) is in $\text{Ca}(P)$, we perform $O(\sum_{\varphi \in \Delta} |\varphi|)$ predicate evaluation, where $|\varphi|$ is the number of predicates in φ . Worse still, there are $O(|\Delta|!|\varphi|!)$ possible ways to evaluate all MDs in Δ , since both MDs in Δ and predicates in each φ can be evaluated in arbitrary orders. However, not all orders are equally efficient.

Example 4: In Example 3, φ_1 is a witness at (t_1, t_4) while φ_3 is not. If we first evaluate φ_1 for (t_1, t_4) , (t_1, t_4) is identified as a potential match and there is no need to evaluate φ_3 . Moreover, when evaluating φ_1 for another pair (t_2, t_3) , we can conclude that φ_1 is not a witness at (t_2, t_3) , as soon as we find $h(t_2, t_3) \not\models t.\text{price} = s.\text{price}$. \square

Challenges. Given the huge number of possible evaluation orders, it is non-trivial to define a good one, for three reasons:

(1) Rule priority. Recall that rule-based blocking is in DNF, *i.e.*, as long as there exists a witness at (t_1, t_2) , (t_1, t_2) will be considered as a potential match. This motivates us to prioritize the rules in Δ so that promising ones can be evaluated early; once a witness is found, the evaluation of the remaining rules can be skipped.

(2) Reusing computation. MDs may have common predicates. To avoid evaluating a predicate repeatedly, we reuse previous results whenever possible, *e.g.*, given (t_1, t_2) , $\varphi_1 : p \wedge X_1 \rightarrow l$ and $\varphi_2 : p \wedge X_2 \rightarrow l$, if φ_1 is not a witness at (t_1, t_2) since $h(t_1, t_2) \not\models p$, neither is φ_2 .

(3) Predicate ordering. Given (t_1, t_2) and $\varphi : X \rightarrow l$, φ is not a witness at (t_1, t_2) if we find the first p in X such that $h(t_1, t_2) \not\models p$. However, to decide which predicate is evaluated first, we have to consider both its evaluation cost and its effectiveness/selectivity.

As remarked in [18, 30], blocking with a set of MDs can be implemented in a single DNF SQL query (*i.e.*, an OR of ANDs), where similarity predicates in MDs are re-written as user-defined functions (UDFs). In light of this, one may want to adopt the optimizers of existing DBMS to tackle rule-based blocking, which, however, may not work well, for several reasons. (a) The mixture of relational operators and UDFs poses serious challenges to an optimizer [67]. It may lack “the information needed to decide whether they can be reordered with relational operators and other UDFs” [37] and worse still, it is hard to accurately estimate the runtime performance of UDFs [67]. (b) Using OR operators in WHERE clauses can be inefficient, since it can force the database to perform a full table scan to find matching tuples [6]. (c) Similar to [52], if a tuple pair fails to satisfy prior predicates in a blocking rule, the remaining evaluation of this rule can be bypassed directly. While this is undeniably obvious, “many approaches have not leveraged it effectively” [52].

Novelty. In light of these, EPG in HyperBlocker gives a lightweight solution, by generating an execution plan to make the overall evaluation cost of Δ as small as possible. Its novelty includes (a) a new notion of execution tree that works no matter what types of comparisons are used, (b) a rule-aware scoring strategy, to decide which MDs in Δ are evaluated first, and (c) a data-aware predicate ordering scheme, to strike for a balance between cost and effectiveness.

Below we first give the formal definition of execution plans and then show how EPG generates a good execution plan.

4.1 Execution plan

An execution plan specifies how rules and predicates in Δ are evaluated. Although an execution plan can be represented in different

ways, we represent it as an *execution tree*, denoted by \mathcal{T} in this paper for its conciseness and simplicity (an example is given in Figure 4, to be explained in more detail later). (1) A node in \mathcal{T} is denoted by N , where the root is denoted by N_0 . (2) A *path* ρ from the root is a list $\rho = (N_0, N_1, \dots, N_L)$ such that (N_{i-1}, N_i) is an edge of \mathcal{T} for $i \in [1, L]$; the length of ρ is L , *i.e.*, the number of edges on ρ . (3) We refer to N_2 as a *child node* of N_1 if (N_1, N_2) is an edge in \mathcal{T} , and as a *descendant* of N_1 if there exists a path from N_1 to N_2 ; conversely, we refer to N_1 as a *parent node* (resp. predecessor) of N_2 . (4) Each edge e represents a predicate p and is associated with a score, denoted by $\text{score}(e)$, indicating the priority of e . (5) A node is called a *leaf* if it has no children and \mathcal{T} has $|\Delta|$ leaves, where each leaf is associated with a rule $\varphi : X \rightarrow l$ in Δ ; the length of the path from the root to the leaf is $|X|$ (*i.e.*, the number of predicates in X) and for each predicate in X , it appears exactly once in an edge on the path. (6) The leaves of two MDs may have common predecessors, in addition to the root; intuitively, this means that the MDs have common predicates. With a slight abuse of notation, we also denote an execution plan by \mathcal{T} .

Evaluating an execution plan. For each pair (t_1, t_2) , it is evaluated by exploring \mathcal{T} via depth-first search (DFS), starting at the root. At each internal node N of \mathcal{T} , we pick a child N_c such that the edge (N, N_c) , whose associated predicate is p , has the highest score among all children of N . Then we check whether $h(t_1, t_2) \models p$. If it is the case, we move to N_c and process N_c similarly. Otherwise, we check whether N still has other unexplored children and we process them similarly, according to the decreasing order of scores. If all children of N are explored, we return to the parent N_p of N and repeat the process. The evaluation completes if we reach the first leaf of \mathcal{T} . Suppose the rule associated with this leaf is $\varphi : X \rightarrow l$. This means $h(t_1, t_2)$ satisfies all predicates in X , along the path from the root to that leaf, and thus $h(t_1, t_2) \models X$, *i.e.*, we find a witness at (t_1, t_2) , and the remaining tree traversal can be skipped.

Example 5: Consider an execution tree \mathcal{T} in Figure 4(b), which depicts MDs in Example 2. For simplicity, we denote a predicate $t.A = s.A$ (resp. $t.A \approx s.A$) by p_A^- (resp. p_A^{\approx}) and the score associated with each edge is labeled. DFS starts at the root, which has two children. It first explores the edge labeled p_{name}^- since its score is higher. When DFS completes, MDs φ_2 , φ_1 and φ_3 are checked in order. \square

4.2 Execution plan generation

Taking the set Δ of MDs as input, EPG in HyperBlocker returns an execution plan \mathcal{T} in the following two major steps:

- (1) We order all predicates appeared in Δ , by estimating their evaluation costs via a shallow model and quantifying their probabilities of being satisfied, by investigating the underlying data distribution.
- (2) Based on the predicate ordering, we build an execution tree \mathcal{T} by iterating MDs in Δ . Moreover, we compute a score for each edge in \mathcal{T} , by considering the probability of finding a witness, *i.e.*, reaching a leaf, if we explore \mathcal{T} following this edge.

Note that plan generation in EPG can be regarded as a (quick) pre-processing step for blocking, *i.e.*, once an execution plan is generated, it is applied in *all* partitions of D . Below we present these two steps. For simplicity, we assume *w.l.o.g.* that D is itself a partition.

Predicate ordering. Denote by \mathcal{P} the set of all predicates appeared in Δ . Intuitively, not all predicates in \mathcal{P} are equally potent for evalu-

ation, e.g., although texts (e.g., description) are often more informative than categorical attributes (e.g., color), the former comparison is more expensive. A simple idea is to order predicates by only considering attribute types and operators (e.g., prioritize equality like traditional optimizers). However, the time/effect of evaluating a predicate for distinct tuples can be different. Without taking the underlying data into account, it can lead to poor ordering. Motivated by this, we order the predicates in \mathcal{P} by their “cost-effectiveness” on D .

For simplicity, below we consider a predicate p that compares A -values of two tuples, i.e., $t.A = s.A$ or $t.A \approx s.A$ (simply p_A^- or p_A^{\approx}). All discussion extends to other predicate types, e.g., $t.A = s.B$.

Evaluation cost. We measure the evaluation cost of a predicate p by the time for evaluating p ; a predicate that can be evaluated quickly should be checked first. Given a predicate p in \mathcal{P} and a relation D , the evaluation cost of p on D , denoted by $\text{cost}(p, D)$, is:

$$\text{cost}(p, D) = \sum_{(t_1, t_2) \in D \times D} T_p(t_1, t_2).$$

where $T_p(t_1, t_2)$ denotes the actual time for checking $h(t_1, t_2) \models p$.

Note that it can be costly to iterate all tuple pairs in D to compute the exact evaluation cost of p on D . Thus, below we train a shallow NNs, denoted by \mathcal{N} , (i.e., a small feed-forward neural network [47]) to estimate the exact $T_p(t_1, t_2)$, since it has been proven effective in approximating a continuous function on a closed interval [75].

Shallow NNs. The inputs of \mathcal{N} are two tuples t_1 and t_2 , and a predicate p , that compares the A -values of t_1 and t_2 . It first encodes the attribute type and the A -value of t_1 into an embedding \vec{t}_1 ; similarly for \vec{t}_2 . The embeddings are then fed to a feed-forward neural network, which outputs the estimated time for evaluating p on (t_1, t_2) . We train \mathcal{N} offline with training data sampled from historical logs, so that the training data follows the same distribution as D .

Estimated cost. Based on \mathcal{N} , the estimated cost of p on D is

$$\hat{\text{cost}}(p, D) = \text{norm}\left(\sum_{(t_1, t_2) \in D \times D} \mathcal{N}(p, t_1, t_2)\right),$$

where $\text{norm}(\cdot)$ normalizes the estimated cost in the range $(0, 1]$. In practice, we can also use a sampled set from D for estimating costs.

Effectiveness. We measure the effectiveness of predicate p by its selectivity, i.e., the probability of being satisfied. Given the attribute A compared in p , we quantify how likely t_1 and t_2 have distinct/dissimilar values on A . If t_1 and t_2 do so with a high probability, p is less likely to be satisfied; such predicate should be evaluated first since it concludes that an MD involving p is not a witness early.

To achieve this, we investigate the data distribution in D . Specifically, we use LSH [17] to hash the A -values of all tuples into k buckets, so that similar/same values are hashed into the same bucket with a high probability, where k is a predefined parameter.

Denote the number of tuples hashed to the i -th bucket by b_i . Intuitively, the evenness of hashing results reflects the probability of p being satisfied. If all tuples are hashed into the same bucket, it means that the A -values of all tuples are similar and thus p (which compares the A -values) is likely to be satisfied by many pairs (t_1, t_2) ; such predicates should be evaluated with low-priority. Motivated by this, the probability of p being satisfied on D , denoted by $\text{sp}(p, D)$, is estimated by measuring the evenness of hashing, i.e.,

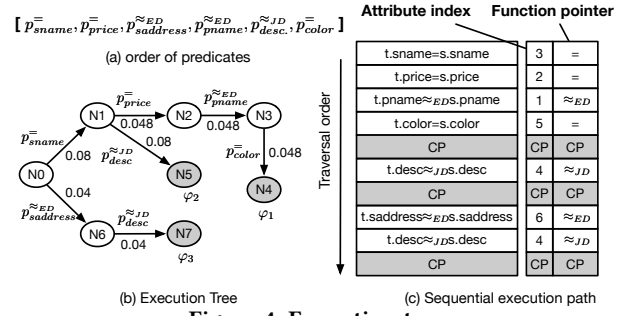


Figure 4: Execution tree

$$\text{sp}(p, D) = \text{norm}\left(\sqrt{\frac{1}{k} \sum_{i=1}^k (b_i - \frac{|D|}{k})^2}\right)$$

Ordering scheme. Putting these together, we can order all the predicates p in \mathcal{P} by the cost-effectiveness, defined to be $\frac{1-\text{sp}(p, D)}{\text{cost}(p, D)}$. Intuitively, hard-to-satisfied predicates will be evaluated first, since they are more likely to fail a rule, while costly predicates will be penalized, to strike a balance between the cost and the effectiveness.

Example 6: Consider two predicates p_{color}^- and $p_{\text{pname}}^{\text{ED}}$ in φ_1 . On the one hand, since p_{color}^- is an equality comparison while $p_{\text{pname}}^{\text{ED}}$ computes the edit distance, $p_{\text{pname}}^{\text{ED}}$ is more costly to evaluate, e.g., $\hat{\text{cost}}(p_{\text{color}}^-, D) = 0.1 < \hat{\text{cost}}(p_{\text{pname}}^{\text{ED}}, D) = 0.6$. On the other hand, since all tuples in D have the same color (and satisfy p_{color}^-), we have $\text{sp}(p_{\text{color}}^-, D) = 1$; similarly, let $\text{sp}(p_{\text{pname}}^{\text{ED}}, D) = 0.4$. Then the cost-effectiveness of p_{color}^- and $p_{\text{pname}}^{\text{ED}}$ are $\frac{1-1}{0.1} = 0$ and $\frac{1-0.4}{0.6} = 0.8$, respectively, and $p_{\text{pname}}^{\text{ED}}$ is ordered before p_{color}^- (see Figure 4(a)). □

Constructing an execution tree. We initialize the execution tree \mathcal{T} with a single root node N_0 . Then based on the predicate ordering, we progressively construct \mathcal{T} by processing the MDs in Δ one by one. For each MD $\varphi : X \rightarrow l \in \Delta$, we assume the predicates in X are sorted in the descending order of their cost-effectiveness, i.e., if X is $p_1 \wedge p_2 \wedge \dots \wedge p_{|X|}$, then $\frac{1-\text{sp}(p_i, D)}{\text{cost}(p_i, D)} > \frac{1-\text{sp}(p_j, D)}{\text{cost}(p_j, D)}$ for $1 \leq i < j \leq |X|$. We traverse \mathcal{T} , starting from the root, and process the predicates in X , starting from p_1 . Suppose that the traversal is at a node N and the predicate we are processing is p_i . We check the children of N . If there exists a child node N_c of N such that the edge (N, N_c) represents p_i , we move to this child and process the next predicate p_{i+1} in X . Otherwise, we create a new child node N_c for N such that the edge (N, N_c) represents p_i , move to this new child and process the next predicate p_{i+1} in X . The traversal process continues until all predicates in X are processed and we set the current node we reach as a leaf node, whose associated rule is φ .

Example 7: The predicate ordering is shown in Figure 4(a). Assume that we have processed φ_1 and created path $(N_0, N_1, N_2, N_3, N_4)$ in \mathcal{T} in Figure 4(b). Then we show how $\varphi_2 : p_{\text{sname}}^- \wedge p_{\text{description}}^{\text{JD}} \rightarrow l$ is processed. We start from the root and process p_{sname}^- . Since there is a child N_1 of root labeled p_{sname}^- , we move to N_1 and process $p_{\text{description}}^{\text{JD}}$. Since there is no child of N_1 labeled $p_{\text{description}}^{\text{JD}}$, we create a new N_5 and label (N_1, N_5) as $p_{\text{description}}^{\text{JD}}$. Since all predicates in φ_2 are processed, N_5 is a leaf node, whose associated rule is φ_2 . □

Intuitively, given (t_1, t_2) and $\varphi \in \Delta$, if φ is more likely to be a witness at (t_1, t_2) , it should be evaluated earlier. Motivated by this, we compute the probability for $\varphi : X \rightarrow I$ to be a witness on D as:

$$\text{wp}(\varphi, D) = \prod_{p \in X} \text{sp}(p, D)$$

if we assume the satisfaction of predicates as independent events; intuitively, if all predicates in X are satisfied, φ is a witness. If this does not hold, we can reuse historical logs and estimate $\text{wp}(\varphi, D)$, to be the proportion of historical pairs such that φ is a witness. Since the evaluation of MDs in Δ is guided by edge scores during DFS on \mathcal{T} , below we define the score of a given edge e based on $\text{wp}(\varphi, D)$.

Edge score. For each MD φ , we denote by ρ_φ the path of \mathcal{T} from root to the leaf whose associated MD is φ . We compute the set of MDs φ in Δ such that the given edge e is part of ρ_φ and denote it by Ψ_e , i.e., $\Psi_e = \{\varphi \in \Delta \mid e \text{ is part of } \rho_\varphi\}$. The score of edge e is $\text{score}(e) = \max_{\varphi \in \Psi_e} \text{wp}(\varphi, D)$. This said, edges leading to promising MDs will have high scores and thus, will be explored early via DFS on \mathcal{T} .

Example 8: Let $\text{sp}(p_{\text{sname}}^{\text{=}}, D) = 0.4$ and $\text{sp}(p_{\text{description}}^{\text{=}}, D) = 0.2$. Then $\text{wp}(\varphi_2, D) = 0.4 \times 0.2 = 0.08$. Assume that we also compute $\text{wp}(\varphi_1, D) = 0.048$. Then the score of edge $e = (N_0, N_1)$ is $\max\{\text{wp}(\varphi_1, D), \text{wp}(\varphi_2, D)\} = 0.08$, since e is part of both ρ_{φ_1} and ρ_{φ_2} . \square

Complexity. It takes EPG $O(c_{\text{unit}}|\mathcal{P}| + |\mathcal{P}| \log(|\mathcal{P}|) + |\varphi||\Delta|)$ time to generate the execution plan, where c_{unit} is the unit time for computing the cost-effectiveness of a predicate. This is because the predicate ordering can be obtained in $O(c_{\text{unit}}|\mathcal{P}| + |\mathcal{P}| \log(|\mathcal{P}|))$ time and the tree can be constructed in $(|\varphi||\Delta|)$ time, by scanning Δ once.

Remark. As a by-product of ensuring the predicate ordering and DFS tree traversal, we can reuse the evaluation results of common “prefix” predicates (i.e., common predecessors in \mathcal{T}). Moreover, if a tuple pair fails to satisfy the predicate associated with edge (N, N_c) in \mathcal{T} , the evaluation of all descendants of N_c is bypassed directly.

Example 9: We evaluate \mathcal{T} in Figure 4(b) for (t_1, t_5) in D . After evaluating $p_{\text{sname}}^{\text{=}}$, we find that $h(t_1, t_5) \not\models p_{\text{description}}^{\text{=}}$ and thus we cannot move to N_5 . Then DFS will return back to N_1 and continue to check unexplored children of N_1 (i.e., N_2). In this way, the common “prefix” predicate $p_{\text{sname}}^{\text{=}}$ of φ_1 and φ_2 is only evaluated once. \square

5 OPTIMIZATIONS AND SCHEDULING

As remarked earlier, GPUs adopt SIMT execution, where a thread is idle if other threads take longer (i.e., thread divergence). Below are sources of divergence (some are specific to rule-based blocking).

- **Conditional statements.** GPUs may execute different paths in conditional statements (Section 2), e.g., one pair may be quickly identified as a potential match if the first MD checked is its witness, while another is found as a mismatch until all MDs are iterated.
- **Data-dependent execution.** The execution depends on the data being processed, e.g., even for the same predicate, the evaluation time on different tuples is different (e.g., long vs. short text).
- **Imbalanced workloads.** If the workload assigned to each thread is not evenly distributed, some may complete faster than others.

While thread divergence is a general issue in GPU-programming, rule-based blocking offers some unique opportunities to mitigate

it, e.g., the evaluations of distinct pairs are often *independent* tasks, making it possible to (a) assign approximately equal tasks to threads, to enable *workload balancing*, and (b) “steal” tasks from other threads, to cope with different *execution paths* and *data-dependent execution*. Below we present the hardware-aware optimization and scheduling techniques that exploit GPU characteristics for massive parallelism, including: (a) efficient device execution of an execution plan (Section 5.1), (b) strategies to mitigate divergence (Section 5.2), (c) collaboration of multiple GPUs (Section 5.3).

5.1 Execution plan on GPUs

The execution plan \mathcal{T} , initially generated on CPUs, will undergo the evaluation on GPUs in a DFS manner. However, DFS tree traversal is typically recursively implemented, which is not efficient on GPUs. It may exacerbate divergence since each call adds a recursive function to the stack and incurs message payloads (see Section 6). Moreover, although we can reuse “prefix” predicates via DFS, some predicates may still be evaluated repeatedly, e.g., $p_{\text{description}}^{\text{=}}$ in φ_2 and φ_3 . Optimized structures are required to harness the power of GPUs.

Tree traversal on GPUs. Note that upon completion of the tree construction, the evaluation order is fixed. Thus the DFS traversal of the tree on CPUs can be translated to a *sequential execution path*, which is an ordered list of predicates, on GPUs (see Figure 4(c) for the sequential execution path of the tree in Example 5).

We maintain two structures for each predicate p in the execution path: an index buffer and a function pointer buffer, which store the indices of attributes compared in p , and the function pointer of the comparison operator in p , respectively, e.g., for predicate $p_{\text{sname}}^{\text{=}} : t.\text{sname} = s.\text{sname}$, its comparison operator is “=” and its attribute index is 3 since *sname* is the 3rd attribute in schema Products. In addition, at the end of each rule, we set a checkpoint (CP). When a GPU thread encounters a CP, it knows that the undergoing tuple pair satisfies a rule and it can skip the subsequent computation.

Reusing computation. To avoid repeated evaluation, we additionally maintain a bitmap for all predicates on GPUs. The bit of a predicate p is set to true if p has been evaluated. If this is the case, we can directly reuse previous results. This bitmap can also be used for symmetric predicates (i.e., $h(t_1, t_2) \models p$ iff $h(t_2, t_1) \models p$).

Note that to be general, we do not make the assumption that a witness φ at (t_1, t_2) is also a witness at (t_2, t_1) , due to, e.g., asymmetric similarity comparison (Section 2). However, we can extend HyperBlocker if such assumption holds, by maintaining a bitmap to avoid repeated evaluation for (t_2, t_1) if (t_1, t_2) is already evaluated.

5.2 Divergence mitigation strategies

To further mitigate divergence, we propose two GPU-oriented strategies, namely *parallel sliding windows (PSW)* and *task-stealing*.

Parallel sliding windows (PSW). Given a partition P , PSW processes it with only a few index jumps; it also helps GPUs evenly distribute workloads across SMs. Specifically, PSW works in 3 steps: (1) We divide P into $\frac{|P|}{n_t}$ intervals, where each interval consists of n_t tuples. These intervals are processed with a fixed-size window, which slides the intervals from left to right. Within each window, we assign an interval to a Thread Block (TB) with warps of 32 threads; each thread in the TB is responsible for a tuple t_i in the interval.

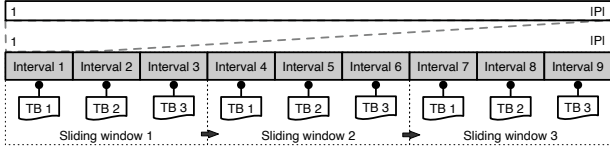


Figure 5: Parallel sliding windows

(2) Assume that a thread is responsible for tuple t_i . Then this thread compares t_i with all the other tuples, say t_j , in P according to the execution plan \mathcal{T} and decides whether (t_i, t_j) is a potential match.

(3) When all threads of a TB finish, this TB writes the results back to the host memory and it will move on to process the next interval in the next sliding window until the window reaches the end.

Note that in total, it requires $\frac{|P|}{n_t n_w}$ sequential index jumps for each TB, where n_w is the size of the sliding window.

Example 10: As shown in Figure 5, a data partition P is divided 9 intervals and the size of the sliding window is 3 (i.e., $n_w = 3$). Interval 1 is assigned to TB1, where each thread in TB1 will compare a tuple in Interval 1 with all other tuples in P . When all threads of TB1 finish evaluation, TB1 moves on to process Interval 4. □

Task-stealing. Although each TB will process roughly equal intervals, the execution time of different intervals is not the same, due to conditional statements and data-dependent execution remarked earlier. This said, the workloads of all TBs can still be imbalanced.

Example 11: Continuing Example 10, three TBs process 9 intervals in Figure 6(a). Even though each TB is assigned 3 intervals, the execution times can still skew, e.g., the total time units required by TB1 and TB3 are 10 and 3, respectively, i.e., TB3 is idle for 7 time units. □

Below we introduce both the inter-interval and intra-interval task-stealing strategies to further balance the workloads.

Inter-interval task-stealing. It is commonly observed that the execution times of some TBs are longer than the others. In this case, a large number of TBs are idle, waiting for the slowest TB.

In light of this, we employ an inter-interval task-stealing strategy. Specifically, we maintain a bitmap in global memory, where each bit indicates the status of an interval, so that TBs can steal not-yet-processed intervals from each other. Each TB processes intervals in two stages: (a) It first processes its assigned intervals one by one. Whenever a TB starts to process an interval, the bitmap is checked. If the bit of the interval is false (i.e., not yet processed), it processes this interval and sets the bit true. (b) If this TB is idle after finishing all assigned intervals, it traverses the bitmap to steal a not-yet-processed interval, by setting the corresponding bit true and processing that interval. Other TBs will skip an interval if it has been stolen.

Example 12: In Example 11, TB3 finishes its assigned intervals after 3 time units. Then it checks the bitmap and steals Interval 4; similarly for TB2. Compared with the time in Figure 6(a), the total time units are reduced from 10 to 7 after stealing in Figure 6(b). □

Intra-interval task-stealing. Recall that a thread for t_i will compare t_i with other tuples in P . Since the evaluation of distinct pairs is independent, we can even steal tasks from executing intervals. To facilitate this, we maintain two integers start and end, initialized to 1 and $|P|$, respectively, indicating the remaining range of tuples to be com-

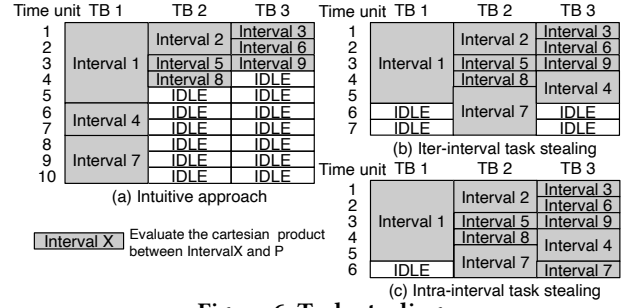


Figure 6: Task-stealing

pared with t_i . Then this thread starts to evaluate (t_i, t_{start}) . Upon completion, it sets $start = start + 1$ and moves on to the next pair (t_i, t_{start}) . When $start = end$, this thread finishes all evaluation for t_i .

Based on this, the intra-interval task-stealing works as follows. If TB_a finishes all assigned intervals and there are no not-yet-processed intervals, it finds an executing TB_b and iterates all threads in TB_b , so that the i -th thread in TB_a steals half workload (i.e., half pairs to be compared) from the i -th thread in TB_b . Assume the integers maintained for the i -th thread in TB_b (resp. TB_a) are $start_b$ and end_b (resp. $start_a$ and end_a). We set $start_a = start_b + \frac{start_b + end_b}{2}$, $end_a = end_b$, and $end_b = start_b + \frac{start_b + end_b}{2} - 1$, i.e., the latter half of tuples remained to be compared is stolen from each thread in TB_b .

Example 13: Continuing Example 12, when TB3 finishes Interval 4 stolen from TB1 in Figure 6(b), it finds no not-yet-processed intervals. However, since TB2 is still evaluating Interval 7, TB3 steals half remaining workload from it, saving 1 more time unit (Figure 6(c)). □

5.3 GPU collaboration

A GPU server nowadays usually has multiple GPUs connected via NVLink [49] or PCIe. Scaling blocking to multiple GPUs is beneficial for jointly utilizing the computation and storage powers of GPUs.

In pursuit of this, one can split data evenly so that each GPU handles exactly one [63], or assign multiple partitions to each GPU in a round-robin manner [68]. These, however, do not work well since (a) workload can be imbalanced due to skewed execution times of partitions, (b) pending partitions may wait when multiple partitions compete for limited PCIe bandwidth or CUDA cores (see Section 2) and (c) they independently conduct blocking on partitions and do not effectively handle scenarios where t_i and t_j reside on different partitions, resulting in elevated false-negative rates. To address these, one can duplicate tuples in multiple partitions [20, 22], but it incurs both memory and data transfer costs.

In light of these, we present a collaborative approach integrating partitioning and scheduling strategies, where the former aims at minimizing data redundancy while reducing false negatives and the latter prioritizes load balancing and minimizes resource contention.

Data partitioning. A typical method for data partitioning computes a hash key for each tuple based on some attributes and tuples with same hash key are grouped together. Instead of sacrificing the accuracy (e.g., using only one hash function) or unnecessarily duplicating tuples, HyperBlocker applies s hash functions to obtain s partition-keys, where s is the number of children N_c of the root node N_0 in the execution tree \mathcal{T} ; each hash function is constructed from the predicate p associated with an edge (N_0, N_c) . In this way,

Table 2: Datasets

Dataset	Domain	#Tuples	Max #Pairs	#GT Pairs	#Attrs	#Rules	#Partitions
Fodors-Zagat	restaurant	866	1.8×10^4	112	6	1	1
DBLP-ACM	citation	4591	6.0×10^6	2294	4	10	8
DBLP-Scholar	citation	66881	1.7×10^8	5348	4	10	8
IMDB	movie	1.5M	8.1×10^{10}	0.2M+	6	10	128
Songs	music	0.5M	2.7×10^{11}	1.2M	8	10	128
NCV	vote	2M	1.0×10^{12}	0.5M+	5	10	512
TFACC	traffic	10M	1.0×10^{14}	#	16	50	1024
TFACC _{large}	traffic	36M	1.3×10^{15}	#	16	50	1024

the predicates that we adopt for data partitioning are those prioritized by \mathcal{T} , e.g., given p_{sname}^- associated with (N_0, N_1) in Figure 4(b), we hash tuples in D based on their values in sname . The benefits are two-fold: (1) According to the construction of \mathcal{T} , these hash functions are selective and might be shared by rules, i.e., we can achieve good hashing with a few hashing functions. (2) We can assign each tuple a branch ID, indicating the hash function used. Only tuples that share the same hash function are compared, thereby reducing redundant computations incurred by multiple hash functions.

Scheduling. HyperBlocker adopts a two-step scheduling strategy. Initially, data partitions and GPUs are hashed to random locations on a unit circle [57]. If a partition P_i is assigned to an *ineligible* GPU (where there is no idle core or available PCIe bandwidth), it is rerouted to the nearest available GPU in a clockwise direction.

Remark. If data partitioning is done by a hashing function from a similarity predicate p , it is possible that $h(t_1, t_2) \models p$ but t_1 and t_2 reside on different partitions, leading to potential false negatives in blocking. In this case, a CUDA kernel [7] with local data P_i can optionally “pull” partition P_j from another kernel and evaluate \mathcal{T} across P_i and P_j . The pull operation retrieves data from locations outside P_i , depending on whether P_i and P_j reside on the same GPU. If P_i and P_j reside on the same GPU, the pull operation is executed directly without any data transfer. Otherwise, the pull operation for P_j can be carried out using `cudaMemcpyPeer()` to take the advantages of high bandwidth and low latency provided by NVLink.

6 EXPERIMENTAL STUDY

We evaluated HyperBlocker for its accuracy-efficiency and scalability. We also conducted sensitivity tests and ablation studies.

Experimental setup. We start with the experimental setting.

Datasets. We used eight real-world public datasets in Table 2, which are widely adopted ER benchmarks and real-life datasets [3, 4, 9]. Most datasets (except TFACC and TFACC_{large}) have labeled matches or mismatches as the ground truths (GT). For datasets without ground truths, we assume the original datasets were correct, and randomly duplicated tuples as noises [30]. The training data consists of 50% of ground truths and 50% of randomly selected noise.

Baselines. As remarked in Section 2, although HyperBlocker is designed as a blocker, it can be used with or without a matcher. Thus, below we not only compared HyperBlocker against widely used blockers but also integrated ER solutions (i.e., blocker + matcher).

We compared three distributed ER systems: (1) Dedoop [1, 44], (2) SparkER [13, 33], (3) DisDedup [8, 20], where DisDedup is the SOTA CPU-based parallel ER system, designed to minimize communication and computation costs; Dedoop focuses on optimizing computation cost; SparkER integrates Blast blocking [71] on Spark [12].

Table 3: Comparison with the SOTA DL-based blocker

Method	Metric	Dataset		
		Fodors-Zagat	DBLP-Scholar	DBLP-ACM
DeepBlocker	Rec (%)	100 (+0)	98 (+5)	98 (+4)
	CSSR (% ₀₀₀)	15.1 (+14.5)	2.3 (+1.1)	2.2 (+1.8)
	Time (s)	6.1 (122 \times)	72.8 (11.0 \times)	8.0 (10.0 \times)
	Host Mem. cost (GB)	9.9 (49.5 \times)	14.0 (23.3 \times)	10.3 (34.3 \times)
	Device Mem. cost (GB)	0.9 (1.8 \times)	1.1 (1.6 \times)	0.9 (1.5 \times)
HyperBlocker	Rec (%)	100	93	94
	CSSR (% ₀₀₀)	0.6	1.2	0.4
	Time (s)	0.05	6.6	0.8
	Host Mem. cost (GB)	0.2	0.6	0.3
	Device Mem. cost (GB)	0.5	0.7	0.6

We also compared four GPU-based baselines: (4) DeepBlocker [77], (5) GPUDet [31], (6) Ditto [2, 51], (7) DeepBlocker_{Ditto}, where DeepBlocker is the SOTA DL-based blocker, GPUDet implements well-known similarity algorithms for tuple pair comparison, Ditto is the SOTA matcher, and DeepBlocker_{Ditto} uses DeepBlocker as the blocker and Ditto as the matcher, respectively. Note that Ditto takes tuple pairs as input, instead of relations/partitions as other methods. Due to the high cost of Ditto, it is infeasible to feed the Cartesian product of data to Ditto. Thus, for each tuple in GT, we adopted a similarity-join method [42] to get the top-2 nearest neighbors, as its preprocessing step. Denote the resulting baseline by Ditto_{top2}.

Besides, we also implemented several variants: (1) HyperBlocker, the basic blocker with all optimizations. (2) HyperBlocker_{Ditto}, an improved version that uses HyperBlocker as the blocker and Ditto as the matcher, respectively. Note that HyperBlocker_{Ditto} is particularly compared against Ditto_{top2} to show how we speed up the overall ER. (3) HyperBlocker_{noEPG}, a variant without EPG (Section 4). (4) HyperBlocker_{noHO} that disables all hardware optimizations (Section 5). We also compared more designated variants in Exp 3-5.

Rules. We mined MDs using [73] and the number of MDs is shown in Table 2. We checked the MDs manually to ensure correctness.

Measurements. Following typical ER settings, we measured the performance of each method (blocker, matcher, or the combination of the two) in terms of the runtime and the F1-score, defined as $F1\text{-score} = \frac{2 \times \text{Prec} \times \text{Rec}}{\text{Prec} + \text{Rec}}$. Here Prec is the ratio of correctly identified tuple pairs to all identified pairs and Rec is the ratio of correctly identified tuple pairs to all pairs that refer to the same real-world entity. All methods aim to achieve high Rec, Prec and F1-scores. Following [77], we also report the candidate set size ratio (CSSR), defined as $\frac{|\text{Ca}(P)|}{|P| \times |P|}$, when comparing HyperBlocker with DeepBlocker, to show the portion of tuple pairs that require further comparison by the matcher, i.e., the smaller the CSSR, the better the blocker.

Environment. We run experiments on a Ubuntu 20.04.1 LTS machine powered with 2 Intel Xeon Gold 6148 CPU @ 2.40GHz, 4TB Intel P4600 PCIe NVMe SSD, 128GB memory, and 8 Nvidia Tesla V100 GPUs with the widely adopted hybrid cube-mesh topology (see more in [62]). The programs were compiled with CUDA-11.0 and GCC 7.3.0 with -O3 compiler. DisDedup, SparkER, and Dedoop were run on a cluster of 30 HPC servers, powered with 2.40GHz Intel Xeon Gold CPU, 4TB Intel P4600 SSD, 128GB memory.

Default parameters. Unless stated explicitly, we used the following parameters, best-tuned on each dataset via *gird search* [41]. The maximum number of predicates in an MD is 10. The number m of data partitions is given in Table 2. The sizes of intervals and sliding windows, namely n_t and n_w , are 256 and 1024, respectively. We adopted a regression model as \mathcal{N} , with 3 hidden layers, with 2, 6, and

Table 4: Accuracy & runtime on benchmarks where “*” denotes that integrating HyperBlocker with Ditto does not improve the F1-score and thus we report the result of HyperBlocker, and “/” denotes that the F1-score cannot be computed within 3 hours.

Method	Backend	Category	DBLP-ACM		IMDB		Songs		NCV	
			F1-score	Time (s)	F1-score	Time (s)	F1-score	Time (s)	F1-score	Time (s)
SparkER	CPU	Blocker	0.77 (-0.17)	11.0 (13.8×)	0.31 (-0.65)	242.9 (6.8×)	0.08 (-0.72)	203.4 (15.2×)	0.26 (-0.66)	229.3 (49.8×)
GPUdet	GPU	Blocker	0.92 (-0.02)	20.1 (25.1×)	0.94 (-0.02)	323.8 (9.1×)	0.80 (+0)	404.8 (30.2×)	0.90 (-0.02)	1252.6 (272.3×)
DeepBlocker	GPU	Blocker	0.98 (+0.04)	8.3 (10.4×)	/	>3h	/	>3h	/	>3h
HyperBlocker _{noEPG}	GPU	Blocker	0.94 (+0)	9.9 (12.4×)	/	>3h	0.80 (+0)	1904.1 (142×)	0.92 (+0)	2408.6 (523.6×)
HyperBlocker _{noHO}	GPU	Blocker	0.94 (+0)	9.5 (11.9×)	0.96 (+0)	472.6 (13.2×)	0.80 (+0)	45.0 (3.4×)	0.92 (+0)	35.9 (7.8×)
HyperBlocker	GPU	Blocker	0.94	0.8	0.96	35.7	0.80	13.4	0.92	4.6
Dedoop	CPU	Blocker+Matcher	0.90 (-0.08)	59.4 (9.4×)	0.67 (-0.29)	534.0 (15.0×)	0.80 (-0.08)	7643.4 (6.5×)	/	>3h
DisDedup	CPU	Blocker+Matcher	0.45 (-0.53)	94.0 (14.9×)	0.67 (-0.29)	644.0 (18.0×)	0.06 (-0.82)	917.0 (0.8×)	/	>3h
Ditto _{top2}	GPU	Blocker+Matcher	0.98 (+0)	9.0 (1.4×)	0.79 (-0.17)	6741.2 (188.8×)	0.88 (+0)	2308.6 (2.0×)	0.97 (+0.03)	381.8 (2.1×)
DeepBlocker _{Ditto}	GPU	Blocker+Matcher	0.99 (+0.01)	12.4 (2.0×)	/	>3h	/	>3h	/	>3h
HyperBlocker _{Ditto}	GPU	Blocker+Matcher	0.98	6.3	*0.96	*35.7	0.88	1179.0	0.94	180.6

1 neurons, respectively. We used ReLU [60] as the activation function and Adam [43] as the optimizer. We used one GPU by default.

Experimental results. For lack of space, we report our findings on some datasets as follows; consistent on other datasets.

Exp-1: Motivation study. We motivate our study by comparing HyperBlocker, our rule-based blocker, with the SOTA DL-based blocker DeepBlocker (Table 3), where the bracket next to a metric of DeepBlocker gives its difference or deterioration factor to ours. *DL-based blocking vs. rule-based blocking.* We report recall, CSSR, runtime, and (host and device) memory for both methods. Consistent with [77], for DeepBlocker, each tuple was paired with top- K similar tuples as initial candidate pairs, where $K = 5$ on all datasets (except DBLP-Scholar where $K = 150$). As remarked in Section 1, both methods have strengths. (1) HyperBlocker effectively reduces the number of pairs to further compare while maintaining high Rec (>93%), e.g., its average CSSR is 5.8‰ less than DeepBlocker. (2) HyperBlocker is at least 10× faster. (3) HyperBlocker consumes less memory than DeepBlocker, e.g., the host memory it consumes is at least 23.3× less than DeepBlocker. (4) Note that the Rec of HyperBlocker is slightly lower than DeepBlocker, which is acceptable given its convincing speedup and memory saving, since the primary goal of a blocker is to improve the efficiency and scalability of ER, not to improve the accuracy of ER (the goal of a matcher).

Exp-2: Accuracy-efficiency. We report the F1-scores and runtime of all blockers and integrated ER solutions (i.e., blocker + matcher) in Table 4. Here DeepBlocker pairs each tuple with its top-2 tuples as initial candidate pairs. For all blockers, the bracket next to each F1-score (resp. time) gives the difference (resp. slowdown) in F1-score (resp. time) to HyperBlocker (marked yellow). For a fair comparison, the brackets of each integrated ER solution give the difference compared with HyperBlocker_{Ditto} (marked yellow).

Accuracy. We mainly analyze the F1-scores of HyperBlocker, which are consistently above 0.8 over all datasets. Besides, we find:

(1) HyperBlocker outperforms CPU-based distributed solutions, e.g., it achieves up to 0.29, 0.74, and 0.72 improvement in F1-score against Dedoop, DisDedup, and SparkER, respectively, even though the former two are integrated with matchers. This is because these solutions exploit data partition-based parallelism only, which may lead to false negatives if matched tuples are put into different partitions.

(2) Compared with the four GPU-based baselines, HyperBlocker has comparable accuracy. In particular, it even beats Ditto_{top2}, the SOTA matcher, by 0.17 F1-score in IMDB. This shows that even without a matcher, HyperBlocker alone is already accurate in certain cases. Moreover, DeepBlocker and DeepBlocker_{Ditto} struggle to handle large datasets. When facing million-scale data, they cannot finish in 3 hours. This again motivates the need for rule-based alternatives.

(3) Combing HyperBlocker with Ditto, HyperBlocker_{Ditto} further boosts the accuracy, achieving the best F1-score in Songs. Nevertheless, DL-based solutions still have the best F1 scores in other cases, justifying that none of them can dominate the other in all cases.

(4) HyperBlocker_{noEPG} and HyperBlocker_{noHO} are as accurate as HyperBlocker, since they only differ in the optimizations.

Runtime. We next report the runtime. (1) HyperBlocker runs substantially faster than all baselines, e.g., it is at least 6.8×, 9.1×, 10.4×, 15.0×, 18.0×, 11.3× and 15.5× faster than SparkER, GPUdet, DeepBlocker, Dedoop, DisDedup, Ditto, and DeepBlocker_{Ditto} respectively. (2) HyperBlocker_{Ditto} is slower than HyperBlocker as expected since it performs additional matching. Nonetheless, HyperBlocker_{Ditto} is at least 1.4× (resp. 2.0×) faster than Ditto_{top2} (resp. DeepBlocker_{Ditto}). Given its comparable F1-score, we substantiate our claim (Section 1) that blocking is a crucial part of the overall ER process. (3) HyperBlocker is at least 12.4× and 3.4× faster than HyperBlocker_{noEPG} and HyperBlocker_{noHO}, respectively, verifying the usefulness of execution plans and hardware optimizations.

Impact of m . Figure 7 (a) reports how the number m of data partitions affects the recall (the right y-axis) and the runtime (the left y-axis) on NVC. As shown there, both metrics of HyperBlocker decreases with increasing m . This is because when there are more partitions, both the number of pairwise comparisons and the candidate matches that can be identified in each partition are reduced.

Exp-3: Scalability. We tested our scalability under multi-GPUs scenarios. The default number of GPUs is 4 in this set of experiments.

Varying $|D|/\#GPUs$. We varied the scale factor of D in TFACC_{large} and tested HyperBlocker with different numbers of GPUs in Figure 7(b). HyperBlocker scales well with data sizes, e.g., with 8 GPUs, it takes 1604s to process 36M tuples; this is not feasible for both CPU- and GPU-based baselines. When the number of GPUs changes from 1 to 8, HyperBlocker is 2.6× faster, since HyperBlocker mainly accel-

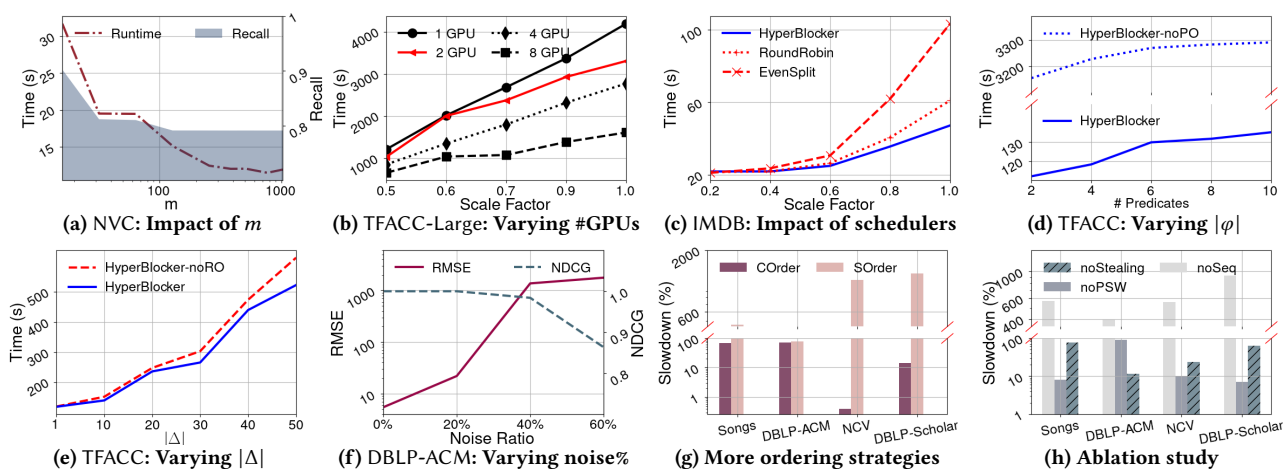


Figure 7: Efficiency, scalability, and effectiveness of HyperBlocker

erates the operations on GPUs, while other parts of the system (e.g., I/O and data partitioning) may also limit the overall performance.

Impact of task schedulers. We tested the impact of task schedulers, by comparing HyperBlocker with two variants, that uses EvenSplit and RoundRobin for scheduling (Section 5.3), respectively, by varying $|D|$ in Figure 7(c). HyperBlocker works better than the two, e.g., when the scale factor is 100%, HyperBlocker is 1.3 \times and 2.2 \times faster than RoundRobin and EvenSplit, respectively, since both variants may limit CUDA’s ability to dynamically schedule tasks.

Exp-4: Tests on EPG (Section 4). We evaluated EPG (and its offline model \mathcal{N}) and justified the need of effective evaluation orders.

Varying $|\phi|$. We tested the number $|\phi|$ of predicates in each MD ϕ against HyperBlocker_{noPO} that evaluates predicates in a random order in TFACC (Figure 7(d)). (1) HyperBlocker takes longer with larger $|\phi|$, as expected. (2) HyperBlocker is feasible in practice, e.g., when $|\phi| = 10$, it only takes 135.2s. (3) On average, HyperBlocker shows 32.5 \times speedup to HyperBlocker_{noPO}. This justifies the importance of predicate ordering in efficient rule-based blocking.

Varying $|\Delta|$. We evaluated the impact of the number $|\Delta|$ of MDs in Δ in Figure 7(e), where HyperBlocker takes longer with more rules, e.g., it takes 523.2s when $|\Delta| = 50$, and consistently beats HyperBlocker_{noRO}, a variant that evaluates rules in a random order.

Shallow model \mathcal{N} . We evaluated the performance of \mathcal{N} in EPG by (1) its sensitivity to noises, (2) the resulting predicate ordering, compared with the “ground truth” ordering derived from actual costs, and (3) the speedup of estimating the actual costs using \mathcal{N} .

(1) Given a noise ratio $\beta\%$, we injected $\beta\%$ noises to training data of \mathcal{N} , to disturb its distribution, and report RMSE (Root Mean Squared Error), a widely used metric for regression, in Figure 7(f) (the left y-axis). The RMSE of \mathcal{N} does not degrade much when $\beta\% = 20\%$. However, when $\beta\%$ continues to increase, \mathcal{N} becomes inaccurate.

(2) We compared the predicate ordering estimated via \mathcal{N} with the ground truth one using NDCG (Normalized Discounted Cumulative Gain [78]), a widely used metric for evaluating ranking, in Figure 7(f) (the right y-axis). The result shows that the two orderings are close (i.e., NDCG is high), even when the noise ratio is 40%.

(3) The average time for computing the actual cost of a predicate

is 0.8s on DBLP-ACM, as opposed to 0.007s for the estimated cost.

More ordering strategies. To justify the need for both cost and effectiveness, we compared two more strategies using designated MDs: (1) COrder, that prioritizes cheap predicates (e.g., always evaluate equality first, a common strategy in existing DBMS, as remarked in Section 4) and (2) SOrder, that prioritizes selective predicates. For all orders, we applied the same partitioning strategy (Section 5.3). To better visualize the effects on different datasets, we report the slowdown percentages in Figure 7(g). SOrder (resp. COrder) is on average slowed by 733.6% (resp. 38.2%) compared with HyperBlocker. This said, we strike a balance between the two strategies.

Exp-5: Tests on hardware optimizations (Section 5). Finally, we conducted an ablation study on hardware optimizations and report the runtime statistics. We compared three baselines: (1) noSeq, that recursively implements DFS without sequential execution paths, (2) noPSW that assigns continuous intervals to each TB without parallel sliding windows, and (3) noStealing, where GPUs automatically schedule a new TB whenever one is done, without task stealing. To better visualize the effect, below we used D as a single partition.

Ablation study. We show the slowdown percentages compared to HyperBlocker in Figure 7(h). We find: (1) noSeq is much slower than HyperBlocker, since recursive DFS is not efficient on GPUs. (2) noStealing and noPSW are on average 43.1% and 28.8% slower than HyperBlocker, respectively, justifying the use of both optimizations.

Runtime statistic. We adopted NSight [10], a profiling tool provided by NVIDIA, and report *wait stalls* (i.e., the number of clock cycles that the kernel spent on waiting), *branch efficiency* (i.e., the ratio of correctly predicted branch instructions), and the *average number active threads per warp* in TFACC (Table 5). HyperBlocker performs the best in all metrics. The reasons are twofold: (1) while divergence is sometimes unavoidable, a recursive DFS exacerbates it (e.g., due to stacking), leading to more idle threads; and (2) the workloads can be imbalanced, e.g., without parallel sliding windows, noPSW incurs a larger number of wait stalls compared with HyperBlocker.

Summary. We find the following. (1) HyperBlocker outperforms prior blockers and integrated ER solutions. It is at least 6.8 \times , 9.1 \times , 10.4 \times , 15.0 \times , 18.0 \times , 11.3 \times and 15.5 \times faster than SparkER, GPUdet, DeepBlocker, Dedoop, DisDedup, Ditto, and DeepBlocker_{Ditto}

Table 5: Runtime info (↑: higher is better vs. ↓: lower is better)

Method	↓ Wait stalls (in terms of clock cycles)	↑ Branch efficiency	↑ Average number of active threads per warp
noSeq	4.25	89.9%	14.45
noPSW	13.79	96.3%	25.59
noStealing	4.11	96.2%	27.62
HyperBlocker	4.07	96.4%	28.21

respectively. (2) By combining HyperBlocker with Ditto, we save at least 30% of time with comparable accuracy. (3) HyperBlocker beats all its variants (except HyperBlocker_{Ditto}) in both runtime and accuracy, justifying the usefulness of various optimizations: (a) EPG specifies an effective evaluation order, improving the runtime by at least 12.4× and (b) the hardware optimizations on GPUs speedup blocking by at least 3.4×. (4) HyperBlocker scales well with various parameters, *e.g.*, it completes blocking in 1604s on 36M tuples.

7 RELATED WORK

We categorize the related work in the literature as follows.

Blocking algorithms. There has been a host of work on the blocking algorithms, classified as follows: (1) Rule-based [20, 35, 39, 44, 64], *e.g.*, [35] creates data partitions and then refines candidate pairs in every partition, by removing mismatches with similarity measures or length/count filtering [55]. (2) DL-based [24, 40, 77, 79], which cast the generation of candidate matches into a binary classification problem, where each tuple pair is labeled “likely match” or “unlikely match”, *e.g.*, [77] adopts similarity search to generate candidate matches for each tuple based on its top-*K* probable matches in an embedding space. DL-based blocking and rule-based blocking share the same goal, but are different in their approaches, where the former focuses on learning the distributed representations of tuples, while the latter emphasizes explicit logical reasoning.

Although we study rule-based blocking, we are not to develop another blocking algorithm. Instead, we provide a GPU-accelerated blocking solution. As a testbed, we use MDs as our blocking rules, which subsume many existing rules [46, 64] as special cases.

Parallel blocking solvers. Several parallel blocking systems have been proposed, *e.g.*, [16, 20, 21, 26, 30, 33, 44, 45, 66, 76], mostly under MapReduce [20, 33, 44] or MPC [22, 30, 76], which aim at scaling to large data with a cluster of machines. DisDedup [20] uses a triangle distribution strategy to minimize both comparisons and communication over Spark[12]. Minoan [26] runs on top of Spark and applies parallel meta blocking [25] to minimize its overall runtime.

This work differs as follows. Unlike MapReduce-based systems, which split data at the coordinator and execute tasks on workers, HyperBlocker focuses on collaborating GPUs and CPUs, to promote better resource utilization and massive parallelism. HyperBlocker is designed for the shared memory architecture of GPUs and is fine-tuned to exploit GPU hardware for rule-based blocking. To the best of our knowledge, incorporating both GPU and CPU characteristics has not been considered in prior parallel blocking solutions.

GPU-accelerated techniques. GPUs have been used extensively to speed up the training of DL tasks. Recent works exploit GPUs to accelerate data processing, *e.g.*, GPU-based query answering [23, 36, 72] and similarity join [42, 53, 61]. Closer to this work are [42, 53] which leverage GPUs for similarity join, since blocking can be regarded as a similarity join problem under the assumption

that two tuples refer to the same entity if their similarity is high. Similarity join is often served as a preprocessing step of ER.

In contrast, HyperBlocker aims at expediting rule-based blocking, addressing challenges in rule-based optimization that are not incurred in similarity join. The closest work is GPUdet [31], which employs GPUs to expedite similarity measures. HyperBlocker differs from GPUdet, in its data/rule-aware execution plan designated for rule evaluation, beyond similarity measures. It also incorporates hardware-aware optimizations for improving GPU utilization.

Query optimizations. Also related to EPG is query optimization in DBMS [48, 56, 58, 67, 69, 70], which uses sampling, statistics, or profiling to get execution plans via cost and cardinality estimation. Since rule-based blocking is in DNF, with arbitrary similarity comparisons and multiple rules, EPG is particularly related to the optimizations on DNF SQLs with UDFs [32, 38, 70, 74], *e.g.*, [74] analyzes Python UDFs to reorder operators based on data/operation types.

EPG differs from existing query optimizations: (1) EPG optimizes the execution, no matter what comparisons (*e.g.*, equality or similarity) are adopted, while many DBMS optimizers struggle when similarity comparisons are encoded as UDFs, *e.g.*, SQL Server [14] restricts UDFs to a single thread, and PostgreSQL [11] treats UDFs as black boxes. This said, EPG solves a more specialized problem, beyond general query optimization, for arbitrary comparisons. (2) It is hard for most optimizers to accurately estimate the runtime performance of UDFs [67], which may depend on specific measures/data, while we consider the time/selectivity of predicates, using learned and LSH-based models for accurate estimation. (3) EPG employs tree structures and bitmaps, to effectively handle the disjunction logic behind blocking and to reuse computation, while traditional DBMS may be forced to perform full scan when evaluating OR operations. (4) EPG produces a data partitioning scheme based on the execution tree as a by-product, to coordinate across multiple GPUs.

8 CONCLUSION

The novelty of HyperBlocker consists of (1) a pipelined architecture that overlaps the data transfer from/to CPUs and the operations on GPUs; (2) a data-aware and rule-aware execution plan generator on CPUs, that specifies how rules are evaluated; (3) a variety of hardware-aware optimization strategies that achieve massive parallelism, by exploiting GPU characteristics; and (4) partitioning and scheduling strategies to achieve workload balancing across multiple GPUs. Our experimental study has verified that HyperBlocker is much faster than existing CPU-powered distributed systems and GPU-based ER solvers, while maintaining comparable accuracy.

There are some future topics: (a) give a different plan on each partition; (b) explore the materialization of partial evaluation results to avoid divergence and (c) investigate whether EPG and traditional optimizers can complement/enhance each other.

ACKNOWLEDGMENTS

We sincerely thank Wenfei Fan, Shuhao Liu, Yaoshu Wang, and Weijie Ou for their comments and helpful discussions.

This work was supported by the National Natural Science Foundation of China (No. U23B2056, No. 62202313), and by the Guangdong Basic and Applied Basic Research Foundation 2022A1515010120.

REFERENCES

- [1] 2021. Dedoop Source Code. <https://dbs.uni-leipzig.de/dedoop>.
- [2] 2021. Ditto Source Code. <https://github.com/megagonlabs/ditto>.
- [3] 2021. ER Benchmark Dataset. https://dbs.uni-leipzig.de/de/research/projects/object_matching/benchmark_datasets_for_entity_resolution.
- [4] 2021. Magellan Dataset. <https://sites.google.com/site/anhaidgroup/projects/data>.
- [5] 2023. Amazon Duplicate Product Listings. <https://www.amazon.com/amazon-frustration-free-packaging-2-2-2/>.
- [6] 2024. 7 Bad Practices to Avoid When Writing SQL Queries for Better Performance. <https://dev.to/abdelrahmanallah/7-bad-practices-to-avoid-when-writing-sql-queries-for-better-performance-c87>.
- [7] 2024. CUDA C Programming Guide. <https://docs.nvidia.com/cuda/cuda-c-programming-guide/>.
- [8] 2024. DisDedup Source Code. <https://github.com/david-siqi-liu/sparklyclean>.
- [9] 2024. MOT Tests and Results. <https://ckan.publishing.service.gov.uk/dataset>.
- [10] 2024. NSight Compute. <https://docs.nvidia.com/nsight-compute/>.
- [11] 2024. PostgreSQL. <https://www.postgresql.org>.
- [12] 2024. Spark. <https://spark.apache.org>.
- [13] 2024. Sparker Source Code. <https://github.com/Gaglia88/sparker>.
- [14] 2024. SQL Server user-defined functions. <https://learn.microsoft.com/en-us/sql/relational-databases/user-defined-functions/user-defined-functions?view=sql-server-ver16>.
- [15] Serge Abiteboul, Richard Hull, and Victor Vianu. 1995. *Foundations of Databases*. Addison-Wesley.
- [16] Yasser Altowim and Sharad Mehrotra. 2017. Parallel Progressive Approach to Entity Resolution Using MapReduce. In *ICDE*.
- [17] Alexandr Andoni and Piotr Indyk. 2008. Near-optimal hashing algorithms for approximate nearest neighbor in high dimensions. *Commun. ACM* 51, 1 (2008).
- [18] Xianchun Bao, Zian Bao, Bie Binbin, QingSong Duan, Wenfei Fan, Hui Lei, Daji Li, Wei Lin, Peng Liu, Zhicong Lv, et al. 2024. Rock: Cleaning Data by Embedding ML in Logic Rules. In *SIGMOD*. 106–119.
- [19] Nils Barlaug. 2023. ShallowBlocker: Improving Set Similarity Joins for Blocking. *arXiv preprint arXiv:2312.15835* (2023).
- [20] Xu Chu, Ihab F Ilyas, and Paraschos Koutris. 2016. Distributed data deduplication. *PVLDB* 9, 11 (2016), 864–875.
- [21] Sanjib Das, Paul Suganthan GC, AnHai Doan, Jeffrey F Naughton, Ganesh Krishnan, Rohit Deep, Esteban Arcaute, Vijay Raghavendra, and Youngchoon Park. 2017. Falcon: Scaling up hands-off crowdsourced entity matching to build cloud services. In *SIGMOD*. 1431–1446.
- [22] Ting Deng, Wenfei Fan, Ping Lu, Xiaomeng Luo, Xiaoke Zhu, and Wanhe An. 2022. Deep and collective entity resolution in parallel. In *ICDE*. 2060–2072.
- [23] Gregory Frederick Damos, Haicheng Wu, Jin Wang, Ashwin Sanjay Lele, and Sudhakar Yalamanchili. 2013. In *PPoPP*. 301–302.
- [24] Muhammad Ebraheem, Saravanan Thirumuruganathan, Shafiq R. Joty, Mourad Ouzzani, and Nan Tang. 2018. Distributed Representations of Tuples for Entity Resolution. *PVLDB* 11, 11 (2018), 1454–1467.
- [25] Vasilis Efthymiou, George Papadakis, George Papastefanatos, Kostas Stefanidis, and Themis Palpanas. 2015. Parallel meta-blocking: Realizing scalable entity resolution over large, heterogeneous data. In *IEEE Big Data*. 411–420.
- [26] Vasilis Efthymiou, George Papadakis, Kostas Stefanidis, and Vasilis Christophides. 2019. MinoanER: Schema-Agnostic, Non-Iterative, Massively Parallel Resolution of Web Entities. In *EDBT*.
- [27] Wenfei Fan, Hong Gao, Xibei Jia, Jianzhong Li, and Shuai Ma. 2011. Dynamic constraints for record matching. *The VLDB Journal* 20 (2011), 495–520.
- [28] Wenfei Fan, Ziyang Han, Yaoshu Wang, and Min Xie. 2022. Parallel Rule Discovery from Large Datasets by Sampling. In *SIGMOD*. 384–398.
- [29] Wenfei Fan, Ziyang Han, Yaoshu Wang, and Min Xie. 2023. Discovering Top-k Rules using Subjective and Objective Criteria. In *SIGMOD*.
- [30] Wenfei Fan, Chao Tian, Yanghao Wang, and Qiang Yin. 2021. Parallel discrepancy detection and incremental detection. *PVLDB* 14, 8 (2021), 1351–1364.
- [31] Benedikt Forchhammer, Thorsten Papenbrock, Thomas Stening, Sven Viehmeier, Uwe Draibach, and Felix Naumann. 2013. Duplicate detection on GPUs. *HPI Future SOC Lab* 70, 3 (2013).
- [32] Yannis Foufoulas and Alkis Simitis. 2023. Efficient execution of user-defined functions in SQL queries. *PVLDB* 16, 12 (2023), 3874–3877.
- [33] Luca Gagliardelli, Giovanni Simonini, Domenico Beneventano, and Sonia Bergamaschi. 2019. SparkER: Scaling Entity Resolution in Spark. In *EDBT*.
- [34] Lei Gao, Pengpeng Zhao, Victor S. Sheng, Zhixu Li, An Liu, Jian Wu, and Zhiming Cui. 2015. EPEMS: An Entity Matching System for E-Commerce Products. In *Web Technologies and Applications*, Reynold Cheng, Bin Cui, Zhenjie Zhang, Ruichu Cai, and Jia Xu (Eds.). Springer International Publishing, Cham, 871–874.
- [35] Lifang Gu and Rohan Baxter. 2004. Adaptive filtering for efficient record linkage. In *SDM*. 477–481.
- [36] Bingsheng He, Mian Lu, Ke Yang, Rui Fang, Naga K Govindaraju, Qiong Luo, and Pedro V Sander. 2009. Relational query coprocessing on graphics processors. *ACM Transactions on Database Systems (TODS)* 34, 4 (2009), 1–39.
- [37] Fabian Hueske, Mathias Peters, Aljoscha Krettek, Matthias Ringwald, Kostas Tzoumas, Volker Markl, and Johann-Christoph Freytag. 2013. Peeking into the optimization of data flow programs with mapreduce-style udfs. In *ICDE*.
- [38] Fabian Hueske, Mathias Peters, Matthias J Sax, Astrid Rheinländer, Rico Bergmann, Aljoscha Krettek, and Kostas Tzoumas. 2012. Opening the black boxes in data flow optimization. *PVLDB* 5, 11 (2012), 1256–1267.
- [39] Robert Isele, Anja Jentsch, and Christian Bizer. 2011. Efficient multidimensional blocking for link discovery without losing recall. In *WebDB*. 1–6.
- [40] Delaram Javdani, Hossein Rahmani, Milad Allahgholi, and Fatemeh Karimkhani. 2019. Deepblock: A novel blocking approach for entity resolution using deep learning. In *ICWR*. 41–44.
- [41] Álvaro Barbero Jiménez, Jorge López Lázaro, and José R Dorronsoro. 2008. Finding optimal model parameters by discrete grid search. In *Innovations in hybrid intelligent systems*. Springer, 120–127.
- [42] Jeff Johnson, Matthijs Douze, and Hervé Jégou. 2021. Billion-Scale Similarity Search with GPUs. *IEEE Transactions on Big Data (TBD)* 7, 3 (2021), 535–547.
- [43] Diederik P. Kingma and Jimmy Ba. 2015. Adam: A Method for Stochastic Optimization. In *ICLR*.
- [44] Lars Kolb, Andreas Thor, and Erhard Rahm. 2012. Dedoop: Efficient Deduplication with Hadoop. *PVLDB* 5, 12 (2012), 1878–1881.
- [45] Lars Kolb, Andreas Thor, and Erhard Rahm. 2012. Load balancing for MapReduce-based entity resolution. In *ICDE*.
- [46] Prasad Konda, Sanjib Das, AnHai Doan, Adel Ardalani, Jeffrey R Ballard, Han Li, Fatemah Panahi, Haojun Zhang, Jeff Naughton, Shishir Prasad, et al. 2016. Magellan: toward building entity matching management systems over data science stacks. *PVLDB* 9, 13 (2016), 1581–1584.
- [47] Tim Kraska, Alex Beutel, Ed H Chi, Jeffrey Dean, and Neoklis Polyzotis. 2018. The case for learned index structures. In *SIGMOD*. 489–504.
- [48] Per-Ake Larson, Wolfgang Lehner, Jingren Zhou, and Peter Zabback. 2007. Cardinality estimation using sample views with quality assurance. In *SIGMOD*.
- [49] Ang Li, Shuaiwen Leon Song, Jieyang Chen, Jiajia Li, Xu Liu, Nathan R Tallent, and Kevin J Barker. 2019. Evaluating modern gpu interconnect: PCIe, nvlink, nv-sli, nvswitch and gpudirect. *IEEE Transactions on Parallel and Distributed Systems (TPDS)* 31, 1 (2019), 94–110.
- [50] Bo-Han Li, Yi Liu, An-Man Zhang, Wen-Huan Wang, and Shuo Wan. 2020. A survey on blocking technology of entity resolution. *Journal of Computer Science and Technology* 35 (2020), 769–793.
- [51] Yuliang Li, Jinfeng Li, Yoshihiko Suhara, AnHai Doan, and Wang-Chiew Tan. 2020. Deep Entity Matching with Pre-Trained Language Models. *PVLDB* 14, 1 (2020), 50–60.
- [52] Yinan Li, Jianan Lu, and Badrish Chandramouli. 2023. Selection Pushdown in Column Stores Using Bit Manipulation Instructions. *SIGMOD* (2023).
- [53] Michael D. Lieberman, Jagan Sankaranarayanan, and Hanan Samet. 2008. A Fast Similarity Join Algorithm Using Graphics Processing Units. In *ICDE*, Gustavo Alonso, José A. Blakeley, and Arbee L. P. Chen (Eds.). 1111–1120.
- [54] Jonas Lippuner. 2019. *NVIDIA CUDA*. Technical Report. Los Alamos National Lab.(LANL), Los Alamos, NM (United States).
- [55] Willi Mann and Nikolaus Augsten. 2014. PEL: Position-Enhanced Length Filter for Set Similarity Joins. In *Grundlagen von Datenbanken*.
- [56] Ryan Marcus, Parimarjan Negi, Hongzi Mao, Chi Zhang, Mohammad Alizadeh, Tim Kraska, Olga Papaemmanouil, and Nesime Tatbul. 2019. Neo: A Learned Query Optimizer. *PVLDB* 12, 11 (2019).
- [57] Vahab S. Mirrokni, Mikkel Thorup, and Morteza Zadimoghaddam. 2018. Consistent Hashing with Bounded Loads. In *SODA*. 587–604.
- [58] Guido Moerkotte. [n.d.]. Building query compilers. ([n. d.]).
- [59] Sidharth Mudgal, Han Li, Theodoros Rekatinas, AnHai Doan, Youngchun Park, Ganesh Krishnan, Rohit Deep, Esteban Arcaute, and Vijay Raghavendra. 2018. Deep Learning for Entity Matching: A Design Space Exploration. In *SIGMOD*, Gautam Das, Christopher M. Jermaine, and Philip A. Bernstein (Eds.).
- [60] Vinod Nair and Geoffrey E Hinton. 2010. Rectified linear units improve restricted boltzmann machines. In *ICML*. 807–814.
- [61] Negin Nematollahi, Mohammad Sadrosadati, Hajar Falahati, Marzieh Barkhordar, Mario Paulo Drummond, Hamid Sarbazi-Azad, and Babak Falsafi. 2020. Efficient nearest-neighbor data sharing in GPUs. *ACM Transactions on Architecture and Code Optimization (TACO)* 18, 1 (2020), 1–26.
- [62] NVIDIA. 2024. NVIDIA V100 TENSOR CORE GPU. <https://www.nvidia.com/en-us/data-center/v100/>.
- [63] Santosh Pandey, Xiaoye Sherry Li, Aydin Buluc, Jiejun Xu, and Hang Liu. 2019. H-INDEX: Hash-Indexing for Parallel Triangle Counting on GPUs. In *HPEC*.
- [64] George Papadakis, Ekaterini Ioannou, Claudia Niederée, Themis Palpanas, and Wolfgang Nejdl. 2011. To compare or not to compare: making entity resolution more efficient. In *Proceedings of the international workshop on semantic web information management*. 1–7.
- [65] George Papadakis, Dimitrios Skoutas, Emmanouil Thanos, and Themis Palpanas. 2020. Blocking and filtering techniques for entity resolution: A survey. *ACM Computing Surveys (CSUR)* 53, 2 (2020), 1–42.
- [66] Vibhor Rastogi, Nilesh Dalvi, and Minos Garofalakis. 2011. Large-Scale Collective Entity Matching. *PVLDB* 4, 4 (2011).
- [67] Astrid Rheinländer, Ulf Leser, and Goetz Graefe. 2017. Optimization of complex dataflows with user-defined functions. *ACM Computing Surveys (CSUR)* 50, 3

- (2017), 1–39.
- [68] Ryan A Rossi and Rong Zhou. 2016. Leveraging multiple gpus and cpus for graphlet counting in large networks. In *CIKM*. 1783–1792.
- [69] Prasan Roy, Srinivasan Seshadri, S Sudarshan, and Siddhesh Bhohe. 2000. Efficient and extensible algorithms for multi query optimization. In *SIGMOD*. 249–260.
- [70] Yasin N Silva, Walid G Aref, and Mohamed H Ali. 2010. The similarity join database operator. In *ICDE*.
- [71] Giovanni Simonini, Sonia Bergamaschi, and HV Jagadish. 2016. BLAST: a loosely schema-aware meta-blocking approach for entity resolution. *PVLDB* 9, 12 (2016), 1173–1184.
- [72] Panagiotis Sioulas, Periklis Chrysogelos, Manos Karpathiotakis, Raja Appuswamy, and Anastasia Ailamaki. 2019. Hardware-Conscious Hash-Joins on GPUs. In *ICDE*. 698–709.
- [73] Shaoxu Song and Lei Chen. 2013. Efficient discovery of similarity constraints for matching dependencies. *Data & Knowledge Engineering* 87 (2013), 146–166.
- [74] Leonhard Spiegelberg, Rahul Yesanatharao, Malte Schwarzkopf, and Tim Kraska. 2021. Tuplex: Data science in python at native code speed. In *Proceedings of the 2021 International Conference on Management of Data*. 1718–1731.
- [75] Marshall Harvey Stone. 1937. Applications of the theory of Boolean rings to general topology. *Trans. Amer. Math. Soc.* 41, 3 (1937), 375–481.
- [76] Yufei Tao. 2018. Massively Parallel Entity Matching with Linear Classification in Low Dimensional Space. In *ICDT*.
- [77] Saravanan Thirumuruganathan, Han Li, Nan Tang, Mourad Ouzzani, Yash Govind, Derek Paulsen, Glenn Fung, and AnHai Doan. 2021. Deep learning for blocking in entity matching: a design space exploration. *PVLDB* 14, 11 (2021), 2459–2472.
- [78] Yining Wang, Liwei Wang, Yuanzhi Li, Di He, and Tie-Yan Liu. 2013. A theoretical analysis of NDCG type ranking measures. In *Conference on learning theory*. PMLR.
- [79] Wei Zhang, Hao Wei, Bunyamin Sisman, Xin Luna Dong, Christos Faloutsos, and Davd Page. 2020. Autoblock: A hands-off blocking framework for entity matching. In *WSDM*.